




This Issue

- Philanthropy Workshop.....Saturday, November 10th
- WQ Officer & Chairman Reports
- Call for Entries
- Neighborly Guild Calendar
- WQ Member Articles



Next Quarterly Meeting

Saturday, March 9, 2019

St. Johns Presbyterian Church - Fellowship Hall
11000 National Blvd. L.A 90064

Jenny Bowker

"Pack and Follow - My Life in Quilts"

Jenny speaks on her life as an artist and the wife of an Australian diplomat



Up Coming Workshops & More



- **Annual Philanthropy Workshop, "Giving for Thanksgiving"** mark your calendars for **Saturday, November 10th** at St. John's Presbyterian Church from 9:30 am to 3:30 pm.
- Annual **Westside Quilters Holiday Tea**, early December date and location TBD
- WQ annual "Sew-In", **January 12, 2019**, mark your calendars.
- Workshop with Libby Williamson **February 2, 2019** "Paint-Stitch-Collage-Magic"
- Australian quilt artist, teacher and world traveler **Jenny Bowker** joins us for a special 2 day workshop sharing her "Shimmering Triangles" quilt. **March 7 & 8**
- St. Andrew's Church has requested that we park in their lot and not on the street whenever possible.
- Registration forms for any class can be downloaded from the Westside Quilters website.



PRESIDENT'S MESSAGE

WESTSIDE QUILTERS

This, more than any other time of year we are thinking of GIVING. Giving of our time and talents to bring joy and warmth to others in our community.

We have been together as a guild for 9 years focusing on learning, sharing and philanthropy.

At our October meeting a guest complimented us on our organization. I told her it is a reflection of our members' commitment.

Our officers and members put a high priority on their guild. They come to meetings, support workshops, and share their work. They enjoy the company of other quilters and sewers.


In this season of Giving we gather once again on November 10th for a day of Philanthropy.

Looking forward to being together.

Thanks to our wonderful committee, Perla Rothenberg, Lisa Drew and Virginia Marshall for making this day of Giving possible.



Roberta Walley
President





PHILANTHROPY

Mark your calendars for the **Saturday, November 10th Philanthropy workshop!!**

Members,

We'd like to invite everyone to our **Saturday, Nov. 10, Philanthropy Day**, which takes place at St. John's Presbyterian Church (the same place as our guild meetings) from 9:30a to 3:30p. We will continue to make quilts out of the string blocks to support A Child's Dream and/or Upward Bound.

We want to thank everyone for supporting both of these worthwhile causes with their hard work, enthusiasm and most of all their generosity.

As in previous years, we will be hosting a potluck lunch and everyone is invited to bring a favorite dish. The Philanthropy Co-Chairs will provide the paper products, utensils, dessert and water.

We have about 15 people signed up. You are definitely welcome to show up even if you did not sign up. The more the merrier. We will have different stations so everyone will have something to do: sew blocks together, iron, remove the tissue papers, assembling/pinning quilts, machine quilting, hand sew labels OR make simple receiving blanks. I will have some flannel on hand to make receiving

blankets if anyone is more comfortable doing something simple. You are also welcome to work on your own philanthropy quilt.

We may have some children's kits put together, with patterns attached, that can also be used for as philanthropy quilts.



Again, if you can come for a whole day great, 1/2 day or a few hours, we would love to see you!

Perla Rothenberg, Lisa Drew, Virginia Marshall
Philanthropy Co-Chairs

PS:

1. Due to another event (which will be well attended) at St. John's on Nov. 10, Philanthropy Day, we suggest carpooling and/or arriving before 10am to secure a parking spot.
2. We received a donation of 2 large bags of strip scraps to make the strip blocks so there is no need to bring your own fabric.
3. We are also looking for donations of large pieces of fabric for backing.



PHILANTHROPY
Special Thanks....



A very special thank you to **Toni Glick** and her wonderful sister, Sue. Who between the two of them made 130 hats for A Child's Dream. At the last Guild meeting Toni and her sister donated 3 bags of hats. The largest bag contained 114 hats made by Toni's sister, Sue!

Wow!!! Toni's sister isn't even in the guild!

Thank you, thank you, thank you, Toni and Sue!

Perla, Lisa, & Virginia
 Philanthropy Committee



happy
 birthday

Amy Barer	November 2
Barbara Marom-Pollack	November 2
Prima Casetta	November 4
Rachel Prentiss	November 8
Sandra Ray	November 12
Karen Rakita	November 15
Mary Ann Bartlett	November 17
Nancy King	November 16
Aleksandra Needles	November 18
Lee Gelfond	November 21
Miriam Ulman	November 30



Copyright (c) 2014 Julia Icenogle/Kansas City Star Quilts. Reproduction permission is required.

Leadership.....

Desmond Tutu reminded us that if we do a little bit of good here and now, that when all our little bits are put together they overwhelm the world.

Jack Morrow, who was born in Fargo, ND in 1923, is certainly doing his part in that endeavor. Seven years ago, after moving to a retirement community in Minneapolis, he needed something to keep him occupied. His wife suggested he join a club that made baby blankets. He knew little or nothing about sewing but decided to give it a go. Boy, did he ever! He made a commitment that he would make 500 quilts before he was 95. Jack calls his blankets "Bundles of Love" and carries his supplies in an ad hoc tool belt sewn from spare material tied to his walker. He often worked 10 hours a day even missing meals so he could meet his goal. Once he even fell asleep at his ancient Singer machine, but he finished his epic goal with a big robot quilt. Jack acknowledges that it's not his most complicated quilt, but as he explained in blue-inked cursive on a yellow sticky note stuck to the quilt, "This one looked so cute, I couldn't cut it." Now that Mr. Morrow has kept his promise to himself, he's not sure how many more quilts he is going to make—a few more he thinks. His wife says she's glad to have a bit more of his company.

And then there is Burgess Marshbank from South Carolina who claims he needed something to keep him busy as he was approaching his 90th birthday. His wife, who is an accomplished quilter, suggested he paint a quilt pattern on a large piece of wood. Burgess' mother was an artist and although he'd never tried, he thought he would give it a try. He looked through pattern books and selected ones that looked good to him and away he went. So far he has painted 165 blocks that are as precise as any ¼ inch seam you've ever seen. He says that his "interest became a joy" and gives most of them as gifts to people he feels deserve recognition. The

last one went to a retired woman who tirelessly volunteers for Meals on Wheels. It's proudly displayed next to her front door. Mr. Marshbank says he wants to inspire people to do something exciting that they have never done before and dare to be daring.

Well, after such exceptional examples I know I need to up my game a whole bunch. Can't let those men beat us—they can join us certainly, but not overtake! I'm kidding, of course. Joining all our little bits can and will overwhelm the world.

Sonja Daniel
Vice President



MEMBERSHIP

Our WQ membership is up to 81 and we are always looking for new members. So, if you know a quilter looking for a guild to join let them know how great we are and what fantastic speakers and workshops we have including our philanthropy workshop which is November 10th.

Hope to see everyone there.

Luann Jaffe
Membership

PS: We have a handful of members who are looking to join a mini group. If your group is looking to grow a little please contact me.

Westside Quilters Survey Results



Westside Quilters Survey Results

Thank you for participating in October's survey. At least half of the quilters on Saturday answered the questions. Many of you belong just to Westside Quilters. But, more than half belong to two or more guilds.

The group wants one day classes, not two day. Half day isn't even an option. Most of you own two or more sewing machines. Some even admitted owning four. I thought I'd have to get my treadle out when the power went out for 5 hours. At least I was prepared.



"How many kids are in that kid's meal?"

WORKSHOP REGISTRATION

First, please email your intent to attend a workshop to: Programs@WestsideQuiltersLosAngeles.org at the **WQ website**, choose *Calendar* and scroll down to individual workshops. See the link to the Workshop Registration Form (which you can fill in on-line and then print) and the supply list. **See the workshop no-refund policy (substitutions allowed) shown on the Workshop Registration Form.**

WQ will hold your space at the workshop for 14 days to allow time to mail Registration Form and payment to the WQ post office box. For last-minute registrations, contact the Program Chair ASAP. **Credit cards/debit cards now accepted.** Non-members pay a \$15.00 surcharge. Supply lists for all classes can be found on the Calendar page at www.WestsideQuiltersLosAngeles.org. The class sessions are from 9:30am to 3:30pm.



MEMBERSHIP

Our WQ membership is up to 81 and we are always looking for new members. So, if you know a quilter looking for a guild to join let them know how great we are and what fantastic speakers and workshops we have including our philanthropy workshop which is November 10th.

Hope to see everyone there.

Luann Jaffe
Membership

PS: We have a handful of members who are looking to join a mini group. If your group is looking to grow a little please contact me.



TREASURER

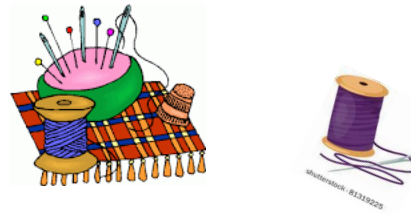
Karynn Dittmar, Treasurer

OPENING BALANCE AS OF 6/1/18		9830.61
INCOME		
Membership Dues / Donations	2890	
Workshop Fees	3258	
Bank Adjustment	0.01	
Guest Fees	40	
Fabric Sale Fundraiser	657.5	
Amazon	32.61	
TOTAL INCOME		6878.12
EXPENSES		
Workshop Expense	5061.45	
General Meeting Expense	1640.12	
Charitable Contributions	300	
Administrative Expenses	99.7	
SCCQG Insurance	287	
Website	220.25	
PO Box Rental	140	
Philanthropy / Ed. Expense	200	
Printing / Promotion / Admin.	199.71	
Square Up Fees	31.47	
Government Fees	20	
TOTAL EXPENSE		8199.7
NET INCOME		-1321.6
CLOSING BALANCE as of 10/27/18		8509.03

Easy Money for WQ:

We want to remind you that Amazon will pay Westside Quilters 0.5% of purchases as an eligible charitable organization. When you log in to your Amazon account, please select Westside Quilters as your charity in AmazonSmile. If you received an email stating that you need to select a new charity since Westside Quilters had not supplied their bank information update, please check to see if you need to register again. The situation has been resolved.


If you have any problems, please contact Karynn Dittmar, Treasurer.



WEBSITE:

The WQ website has been updated with photos from Quilters Showcase at the October 13th meeting as well as photos from Jenny Lyon's Free Motion Quilting workshop on Friday, October 12th. If anyone out there has some photos from that workshop please send them to me so I can add them to the page and to our Instagram feed. You can send them to westsidequilters@yahoo.com. Also many thanks to Marianne Simpson for pitching in for me while I was away by taking the photos at last month's meeting!

Sally Wright,
Website Manager



Calls for Entry

For some great information from a veteran on how to get your work shown see this blog entry from Sue Bleiweiss <https://suebleiweiss.blog/2018/06/14/getting-your-work-out-there/>

Continuing our notifications for ways to display your quilts and textile pieces to a wider audience... Entering shows is not difficult, but to begin here are a few guidelines:

- Always make sure you read everything in the call including the calendar, requirements, rules, etc. Especially the rules! Will save headaches and disappointment later on.
- Keep a record on your entries so you won't be caught with a quilt needing to go two places at once. Having to remove a quilt from a show or exhibit because you misread the exhibition dates is a no-no. Ask me how I know...
- Having a great photo of your quilt - straight on, in focus, not on a bed or held up showing hands and feet, super important. There is lots of great info on quilt photography on line. Google!
- Don't be intimidated or depressed by a rejection! There are lots of different reasons why a quilt doesn't fit into a specific show. It is usually not because your quilt is bad!

The calls below are just a sample of the many opportunities out there. For more search "Fiber Art Calls for Entry" or "Quilt Calls for Entry"

Border Wall Quilt Project - Donate 8" x 16" brick shaped quilts for traveling exhibit.

<http://borderwallquiltentry.com>

Entry Deadline October 31, 2018

Anthems – A LGBTQ Quilt Exhibit for International Quilt Festival Chicago. <http://anthemstentry.com> in April 2019

Entry Deadline Oct 31, 2018

Forced to Flee (SAQA Global - All members) Ruth Funk Center for Textile Arts at Florida Institute of Technology Melbourne, Florida. <http://www.saqa.com/calendar-detail.php?ID=5694>

Entry Deadline October 31, 2018

Focus: Fiber 2019 (Kent, Ohio) <https://www.callforentry.org/festivals.php?apply=yes>

Entry Deadline November 1, 2018

New Quilts From An Old Favorite, 2019 - "Oak Leaf and Reel" The National Quilt Museum, Lincoln, NE <https://quiltmuseum.org/education/contests/new-quilts-old-favorites/>

Entry deadline November 2, 2018

QuiltCon, February 21-24, 2019, Nashville TN <https://www.quiltcon.com/submit-a-quilt/>
For Modern Quilt Guild members.

Entry Deadline November 30, 2018

AQS Quilt Week 2019 Lancaster, PA <http://www.quiltweek.com/contest> Feb/Mar, 2019

Entry Deadline November 2, 2018

AQS Quiltweek, Paducah KY, April 2019 <http://www.cvent.com/events/2019-aqs-quiltweek-spring-paducah-contest/event-summary-3c680623f53445d1ae02b25c4f69b0bb.aspx>

Entry Deadline December 7, 2018

Sacred Threads, Herndon, VA <http://www.sacredthreadsquilts.com/html/callForEntries.html>

July 11 – 28, 2019 Call opens Oct 1, 2018
Entry deadline Jan 10, 2019

Interpretations 2019: Rhapsody - Visions Art Museum, San Diego, CA.

<http://interpretations2019.com/register/preview>

Interpretations 2019: Rhapsody is the 20th international juried exhibition produced by the Visions Art Museum: Contemporary Quilts + Textiles (VAM). The jurors will select work that exemplifies innovation in quilting and surface design techniques as well as excellence in composition and craftsmanship. full color publication will accompany the exhibition.

Exhibit runs October - January 2020. Call open January 1-31, 2019

Connecting Our Natural Worlds (SAQA Global - All Members, Arizona-Sonora Desert Museum.

Your personal experience of the natural world in their own backyard. <http://www.saqa.com/calendar-detail.php?ID=5797>

Call for entry open January 1-31, 2019

Upcycle! - SAQA Global - All Members

Repurposing used materials is one of the most effective solutions there is to deal with today's environmentally devastating waste issues. Fiber art also has a rich tradition of incorporating elements that would otherwise be discarded by turning them into compelling compositions. Challenge yourself to make a work that either incorporates recycled materials, be it cloth or non-fiber items, or that represents such a process visually. Will debut at International Quilt Festival Houston, October 2019.


<http://www.saqa.com/calendar-detail.php?ID=6010>

Entry call open March 1-31, 2019

Questions? sally@sallywrightquilts.com

Sally Wright

**2018
Pacific International Quilt
Festival**





A NEIGHBORLY GUILD CALENDAR

November 2018	
November 7 Santa Monica Quilt Guild www.santamonicaquiltguild.org	<u>Robin Gallagher</u>
November 10 Westside Quilters www.WestsideQuiltersLosAngeles.org	<u>Philanthropy Workshop</u>
November 11 & 12 San Fernando Valley Quilt Association www.sfvqa.net	<u>Mel Beach</u> Program: Challenge Yourself Trunk Show Workshop: A Slice of Improv
November 12 LA Modern Quilt Guild www.lamqg.blogspot.com	<u>Meeting</u> - 2 nd Monday of the month
November 13 www.orangecountyquiltersguild.com	<u>Katsy Chappell</u> - My Life With Pieces/A Crafty Comedy Trunk Show
November 14 Simi Valley Quilt Guild www.simivalleyquiltguild.org	<u>Meeting</u>
November 14 & 17 Glendale Quilt Guild www.glendalequiltingguild.org	<u>Lujean Seagal:</u> Program: Looking at a Quilt From Both Sides Workshop: Beyond Boring Borders
November ? African American Quilters of Los Angeles www.easysit.com/aaqla	<u>Meeting</u>
November 20 & 21 South Bay Quilters Guild www.southbayquiltersguild.org	Program: Quilters College with Pam Overton, Karen Yarrow, and Alex Tsubota Workshop: String Pieced Stockings with Nadine Kirk
December 2018	
December 5 Santa Monica Quilt Guild www.santamonicaquiltguild.org	<u>Holiday Pot Luck</u>
December 10 San Fernando Valley Quilt Association www.sfvqa.net	<u>Holiday Party</u>
December 10 LA Modern Quilt Guild www.lamqg.blogspot.com	<u>Meeting</u> - 2 nd Monday of the month
December ? Simi Valley Quilt Guild www.simivalleyquiltguild.org	<u>Meeting</u>
December TBD Westside Quilters www.WestsideQuiltersLosAngeles.org	<u>Annual Holiday Tea</u> ***
December 12 Glendale Quilt Guild www.glendalequiltingguild.org	<u>Holiday Party</u>
December 16 African American Quilters of Los Angeles www.easysit.com/aaqla	<u>Meeting</u> - third Sunday of the month
December 19 South Bay Quilters Guild www.southbayquiltersguild.org	<u>Holiday dinner</u>

Programs: Follow Up

Jenny Impey Workshop – Class Review

By Pat Karasick

What I know for sure is that Jean Impey is a whacking good teacher. Now that I am home trying to finish what I started, I really appreciate her skills. I laid out my strips, cut my background, threaded my machine and put a bobbin in. Caution: the strips rearrange themselves. How does that happen? I don't even have a cat anymore to blame it on.

Caution: Be sure to keep the triangles in the spiraling square, if they turn around you will not be able to sew them back into the matching squares. Always keep the numbered part in the middle. Always keep them the same side up.

It takes me about a half hour to cover one triangle. Caution: cut enough strips, or at least keep out the fabric that you are using. Will I have it done in time for Show and tell?

Instead of a top, maybe a couple of pillow tops. Can't wait to see what the rest of you completed.

Jean has a great video on YouTube for installing the zipper. <https://sewjean.shutterfly.com/pictures/245>


You have sewn together the matching triangles together, and cut them a perfect 10" square. If you need reassurance watch her other video reminding you how to trim and square your blocks <https://sewjean.com/tutorials/spider-web-students/> . Cut away the underneath tip of muslin to reduce the bulk.

Now, it is the exciting part iron seams open, whack the center with your Dead Head Blow Hammer, heat up center again which leaves it flat as a pancake. If you don't have a dead head hammer, you can borrow mine. A bright Tangerine orange dead head hammer is the one thing that I can always find in my sewing room.



Jenny Lyon's workshop - follow up ...

Just a few pictures for the WQ workshop with outstanding artist and teacher Jenny Lyon. Jenny broke down free motion quilting motifs into simple manageable bites!



Shoppers Corner:

Viking Designer Diamond for sale.....

Barbara Weigold is selling a Husqvarna Viking Designer DIAMOND, originally purchased in 2008. This model was the top-of-the-line machine for several years.

It's a great machine for piecing, embroidering labels, quilting, has 1,000+ fancy stitches, etc. The embroidery arm can be left on or removed for sewing.



Contact Barbara Weigold for details on Accessories and Price: Barbara_Weigold@msn.com or phone number is 310 595-5859 for questions

WQ Member Articles:

Japan.....by Bobbi Leung

In September my daughter and I traveled to Japan to hike an area in So Japan called the Kumano Kodo. We hiked the trails of the historic pilgrimage route. It was a fabulous trip about culture and the beautiful natural environment.


At the end of the tour we had 2 1/2 days in Kyoto to shop for fabrics and gifts to take home. Walking distance from our hotel were interconnected covered shopping streets. "Nomura Tailor" had 2 shops in this area. Three floors of fabric and sewing supplies in the main store. Three visits later we had enough fabric that we needed to buy another duffle bag. What fun!

We also visited Misuyabari, a historic needle shop that featured special handmade needles, small handmade sewing kits with brocade and other handmade items. On the website you can see photos of the shopping arcade and info about the needle shop. <https://okanarts.com/kyoto-needle/>

If you have a chance to visit Japan, Kyoto is a low key city, with beautiful natural spaces, and great fabrics! There were other fabric sources but we never got to them.

Here are photos of our 2 stashes of fabric, Nomura Tailor and a scenic one of the places we hiked.

Bobbi Leung



OUT AND ABOUT

- ✂ Wood Quilts and Engravings by Troy Murrah, on display October 27 - November 16, 2018. 2142 E. 4th Street, Long Beach, CA 90814 Inspired by his mother, Judy Murrah (past Educational Director of the Long Beach International Quilt Festival) and his own creativity, Troy has created a series of artworks inspired by quilts and his past. For more information: olafsoncreative.com
- ✂ Pine Needles Quilt Guild presents the Silver Anniversary (25th annual) Wrightwood Holiday Home Tour and Boutique, December 1, 2018, 11:00 am. To 4:00 pm. \$15 advance ticket (available after November 1). \$18 day of tour (at homes or boutique). For more information, contact Joy Agnew (760) 954-8177, j.agnew@verizon.net

See the Speaker Calendar of the Southern California Council of Quilt Guilds for additional events. Go to www.sccqg.org scroll down to the bottom of the homepage and click on the box "Speakers" and see other SCCQG guilds and speakers into 2018.



Editor's Note:



In the 80', 90's, and 00's I didn't sew very often, my "vintage" Bernina mostly stayed in its case on the closet floor. But, come October I'd pull it out to make Halloween costumes, and oh I made some doozies!

My niece, Hannah, mother of the identical triplets seems to have the same yearning need to make Halloween costumes for her daughters. Where does she find the time or energy!!! I do admire her. This year the girls will be Russian nesting dolls. Last year they were butterflies. And, when they were 2 going on 3 years old they were baby quails.

Enjoy, my nostalgic look back at homemade Halloween costumes. Unfortunately, the articulated arms of the green centipedes don't show.

Happy Halloween, Happy Thanksgiving, and Happy Stitching,

Debbie Nussbaum



Westside Quilters (WQ) Executive Board met at Sally Wright's home on September 23, 2018. President Roberta Walley called the meeting to order at 2:00 p.m.

President: Roberta called for a motion to approve the August 18, 2018 general meeting minutes. Sonja moved to accept the minutes, and Brenda seconded the motion. The minutes were approved by voice vote.

The Board discussed Velda Newman's two day workshop on Texture and Form. Board members who took the class felt that the techniques they learned could easily be used in other projects. Consensus was that Velda Newman was well organized and professional. Jean Impey's Spiderweb workshop, which members enjoyed, was also discussed. Jean had all the supplies she recommended, and she demonstrated their uses. Nineteen people took the workshop, only 1 short of the maximum possible.

Board members acknowledged that two-day workshops, which usually occur on the Thurs. and Friday before a quarterly meeting, are difficult for some members to attend. Jenny Bowker's 2-day workshop in March, 2019 will be on Friday and the Sat. afternoon following the quarterly meeting.

Vice-President: Sonja will be attending the SCCQG meeting on "Philanthropy and Community Outreach" on October 13th.

Treasurer: Karynn was unable to attend this meeting, but will be following up with St. Andrew's to make sure that WQ has paid the rent for Jenny Lyon's workshop on August 12th. WQ's present balance is \$9,466.

Membership: Luann indicated WQ's membership is unchanged. She will be checking the mail box within a day or two.

Website: Sally W. noted that she needs more photos from the Jean Impey workshop. The website is being updated constantly, and the new password for the Members Only page will be in place within a day.

Newsletter: The September deadline for newsletter submissions is September 27th, and the October deadline will be early, October 23rd. Debbie again asked for articles by WQ members. She noted Perla had written one recently.

Philanthropy: Lisa will verify that the room for WQ's Giving for Thanksgiving workshop at St. John's on Nov. 10th is reserved. At the workshops, stations will be set up for the various types of work that need to be done. Members are asked to bring tops, fabric, batting, receiving blanket fabrics: cotton and flannel, and sewing machines, of course. The workshop is a potluck. An announcement will be made at WQ's quarterly meeting in October, and in the November newsletter.

Programs: Arrangements for Jenny Lyons' workshop and lecture at WQ's Fall General Meeting are going forward. She will be staying at a member's home. Pat said she is looking for a whiteboard for Jenny, and several options were suggested. The Demonstration portion of the October meeting will be handled by Pat who will show members how to make Sharon Chambers' portable, but strong, Perfect Pressing Board. Brenda said that the Showcase portion will be presented by Victoria Jung of the Sew Together Stitching Lounge. Roberta mentioned that she had been contacted by St. Andrew's with a request that members be asked to park in the church parking lot. Neighbors have complained about extra cars parking on the street. An announcement about parking at St. Andrew's will be made at the October meeting.

Future Business: Quilts for victims of the Carr Fire in Northern California will be coordinated through Philanthropy and the South Bay Quilt Guild.

The next WQ Executive Board meeting will be at Sally's home on November 3rd at 10:00 a.m. There being no further business, the WQ Executive Board Meeting was adjourned at 3:15 p.m.

Respectfully submitted,

Sally Madigan
Recording Secretary

Next Executive Board Meeting

The next meeting of the Executive Board will be held, November 3, 2018
 All members of Westside Quilters are welcome to attend with prior notice to
Pres@WestsideQuiltersLosAngeles.org.

<p><i>Our Mission</i> A new kind of guild organized for educational and charitable purposes; to promote cooperation and the exchange of ideas among quilters; to instruct members in methods and techniques of traditional and contemporary creative quilting; to serve mini-groups and their philanthropic endeavors within the community; to inspire personal achievement.</p> <p>Officers 2018-2019</p> <table style="width: 100%; border: none;"> <tr><td style="width: 30%;">President</td><td>Roberta Walley</td></tr> <tr><td>Vice President</td><td>Sonja Daniel</td></tr> <tr><td>Secretary</td><td>Sally Madigan</td></tr> <tr><td>Treasurer</td><td>Karynn Dittmar</td></tr> <tr><td>Program</td><td>Brenda Gottfried and Pat Karasick</td></tr> <tr><td>Membership</td><td>Luann Jaffe</td></tr> <tr><td>Newsletter</td><td>Debbie Nussbaum</td></tr> <tr><td>Philanthropy</td><td>Perla Rothenberg, Virginia Marshall, and Lisa Drew</td></tr> <tr><td>Website Manager</td><td>Sally Wright</td></tr> </table> <p>Appointed Positions</p> <table style="width: 100%; border: none;"> <tr><td style="width: 30%;">Hospitality</td><td>Kim Ryan</td></tr> <tr><td>Meeting Set-Up/Take-Down</td><td>Marianne Simpson Lisa Drew and Sonja Daniel</td></tr> <tr><td>Photographer</td><td>Tanya Heldman</td></tr> <tr><td>President Emeritus</td><td>Kim Ryan</td></tr> </table> <p>Mailing Address Post Office Box 641925 Los Angeles, CA 90064</p> <p>Website www.WestsideQuiltersLosAngeles.org</p>	President	Roberta Walley	Vice President	Sonja Daniel	Secretary	Sally Madigan	Treasurer	Karynn Dittmar	Program	Brenda Gottfried and Pat Karasick	Membership	Luann Jaffe	Newsletter	Debbie Nussbaum	Philanthropy	Perla Rothenberg, Virginia Marshall, and Lisa Drew	Website Manager	Sally Wright	Hospitality	Kim Ryan	Meeting Set-Up/Take-Down	Marianne Simpson Lisa Drew and Sonja Daniel	Photographer	Tanya Heldman	President Emeritus	Kim Ryan	<p>Facebook We're on Facebook. Check out the banner on the WQ website home page (lower center).</p> <p>Amazon There is a boxed message in the lower center of our website home page giving a direct link to Amazon. By using this link, anything you purchase earns a 4% "dividend" paid directly to WQ. <i>This only works if you enter the Amazon website from the WQ website link.</i></p> <p>iGive.com This is another way to benefit WQ when shopping on the Internet. Here you need to register (the iGive.com logo appears in the lower center on the WQ website home page and links you directly to iGive.com). More than 800 Internet retailers participate (Barnes & Noble, Bed Bath & Beyond, Enterprise Rent-A-Car, Lancome -- to name a few). Follow the instructions at iGive.com.</p> <p>Non-Profit Status Westside Quilters is tax-exempt from Federal income tax under section 501(c)(3) of the Internal Revenue Code, and classified as a public charity under section 170 of the Code, according to the determination letter dated May 26, 2011 received from the Internal Revenue Service. The effective date of exemption is June 17, 2010. Donations to Westside Quilters are fully tax-deductible for individuals and other entities such as corporations, partnerships, trusts; Westside Quilters is qualified to accept tax deductible bequests and gifts or transfers of gifts.</p> <p>F.E.I.N. 27-3145733 (Federal Employer Identification Number)</p>
President	Roberta Walley																										
Vice President	Sonja Daniel																										
Secretary	Sally Madigan																										
Treasurer	Karynn Dittmar																										
Program	Brenda Gottfried and Pat Karasick																										
Membership	Luann Jaffe																										
Newsletter	Debbie Nussbaum																										
Philanthropy	Perla Rothenberg, Virginia Marshall, and Lisa Drew																										
Website Manager	Sally Wright																										
Hospitality	Kim Ryan																										
Meeting Set-Up/Take-Down	Marianne Simpson Lisa Drew and Sonja Daniel																										
Photographer	Tanya Heldman																										
President Emeritus	Kim Ryan																										

